

# Install Guide – Jabber for iPhone/iPad

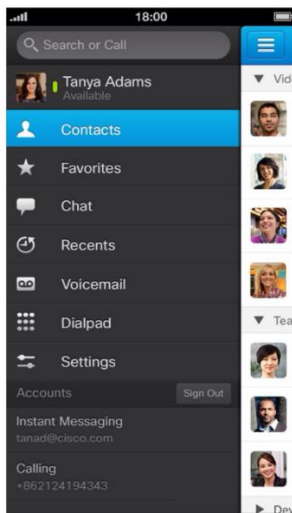
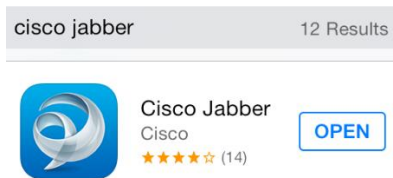
## Install Requirements

- Cisco Jabber for iOS requires that your account is enabled for Jabber by Information Technology Services

1. Go to the **App Store** on your iPhone or iPad and Search for **Cisco Jabber**

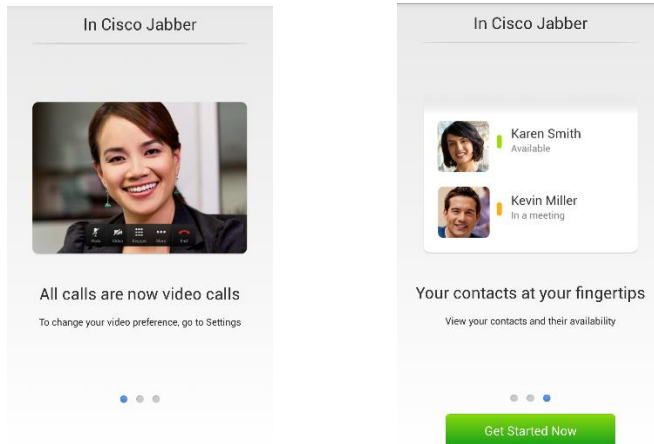


2. Choose the **Cisco Jabber** app by Cisco → Touch **Install**



3. After the installation completes, open Cisco Jabber → **Accept** then end user agreement

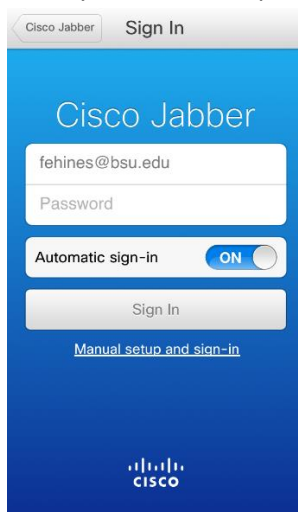
4. Cisco Jabber will launch. Scroll to the right and click **Get Started Now**



5. Enter your Ball State e-mail address



6. Enter your Ball State password



7. You are now ready to use Cisco Jabber for iPhone. Please view the Quick Reference and User Guide for more information.